

Load diagrams for sensor protection tubes

Thermowell form C

M-No.: 1.0305

M-No.: 1.4541

M-No.: 1.4571

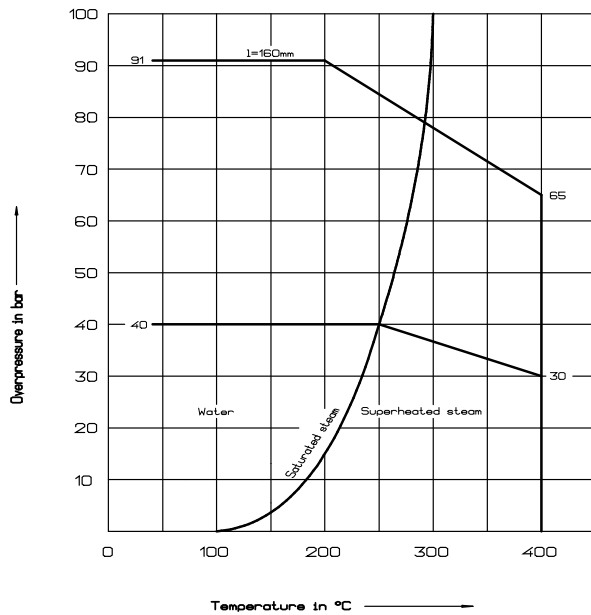
St 35.8

X 10CrNiTi 189

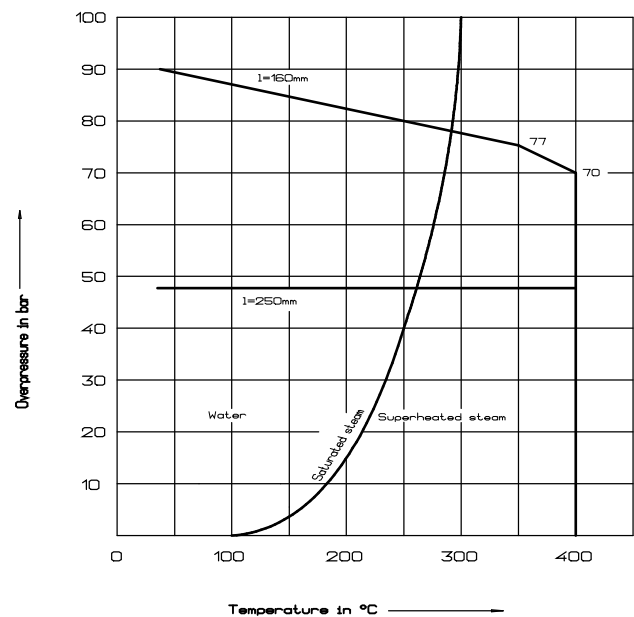
X 10 CrNoMoTi 810

Flow rate: air 40 m / s water 5 m / s

Thermowell 11x2 mm



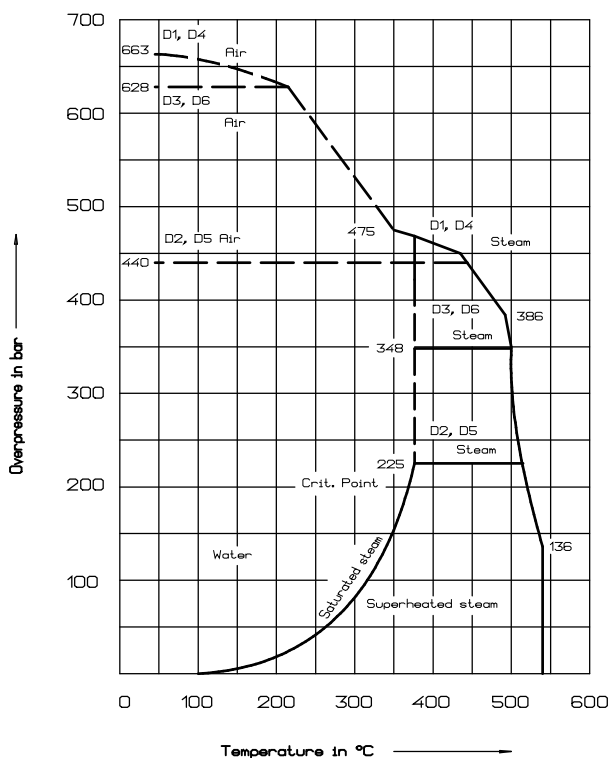
Thermowell 14 x 2,5 mm



Thermowell form D

max. Flow rate: air / steam 60 m / s of water to 5 m / s to 450 bar

Thermowell 13 CroMo 44 M-No.: 1.0305



Thermowell 10 CrMo 910 M-No.: 1.0305

