

Screw-in resistance thermometer
with connection socket and adjustable fitting length

measuring resistor installed permanently

Measuring insert 1 x PT100 / 2 x PT100
 installed vibration proof

Operating temperature Normal version up to 300° C

Thermowell Stainless steel material no. 1.4541, 6 mm Ø, 8 mm Ø
 (Material no. 1.4571 possible)

Connection head Messing painted with ceramic terminal base
 max. 4-pole

Connection diagram Page 19.20

Safety class IP65

Screw connection sliding, tightly closing

Response time Design and dimensions see below
 in water 0,4 m/s : $t_{0,5} \approx 10$ s, $t_{0,9} \approx 26$ s
 in Air 1m/s : $t_{0,5} \approx 0,8$ min, $t_{0,9} \approx 2,5$ min

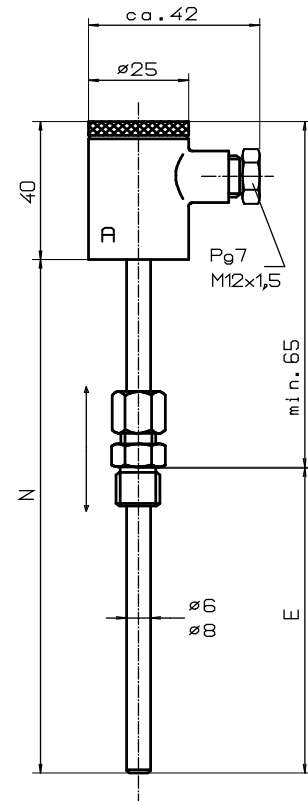
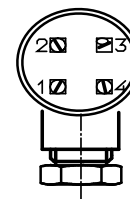
| Version | Sensor tube 6 mm Ø | | | |
|------------------------------------|--------------------|----------------------|---------------------|---|
| Thermowell Material | N in mm | Order no. 1 x PT 100 | Order no. 2 x PT100 | Delivery time |
| 1.4541 (V2A) | 50 | 4.26.04.11 | 4.26.04.12 | All models are available by arrangement |
| | 100 | 4.26.04.21 | 4.26.04.22 | |
| | 150 | 4.26.04.31 | 4.26.04.32 | |
| | 200 | 4.26.04.41 | 4.26.04.42 | |
| Surcharge per 50 mm fitting length | | 4.26.04.01 | 4.26.04.02 | |
| Surcharge | 3-Wire circuit | 4.26.04.03 | | |
| Surcharge | 4-Wire circuit | 4.26.04.04 | | |

| Version | Sensor tube 8 mm Ø | | | |
|------------------------------------|--------------------|----------------------|---------------------|---|
| Thermowell Material | N in mm | Order no. 1 x PT 100 | Order no. 2 x PT100 | Delivery time |
| 1.4541 (V2A) | 50 | 4.26.04.61 | 4.26.04.62 | All models are available by arrangement |
| | 100 | 4.26.04.71 | 4.26.04.72 | |
| | 150 | 4.26.04.81 | 4.26.04.82 | |
| | 200 | 4.26.04.91 | 4.26.04.92 | |
| Surcharge per 50 mm fitting length | | 4.26.04.10 | 4.26.04.20 | |
| Surcharge | 3-Wire circuit | 4.26.04.03 | | |
| Surcharge | 4-Wire circuit | 4.26.04.04 | | |

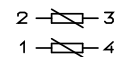
Adjustable screw joints suitable for fitting, 6mm Ø

| Thread | Galvanized steel | Available from stock | Stainless steel 1.4541 | Available from stock |
|-----------------------------------|------------------|----------------------|------------------------|----------------------|
| M 10 x 1 Zyl. | 0.70.12.00 | x | 8.04.04.40 | x |
| 1/8" NPT | 0.55.12.00 | x | 8.05.05.30 | x |
| G 1/8" | 0.56.12.00 | x | 8.02.04.40 | x |
| G 1/4" | 0.57.12.00 | x | 8.01.04.40 | x |
| G 1/2" | 0.58.12.00 | x | 8.03.04.40 | x |
| G 3/4" | 0.59.12.00 | x | 8.06.04.10 | x |
| G 1" | 0.61.12.00 | x | 8.07.04.10 | x |
| Spherical screw joint slidable VA | | | 8.91.04.30 | x |
| Spring fitting slidable R1/2" VA | | | 8.90.04.10 | x |
| Spring fitting slidable M 20 VA | | | 8.90.04.40 | x |

Fittings and system connections see page 18.5 / 18.6 / 18.7


Connection Diagram


2xPT100



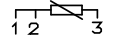
1xPT100

2-wire



1xPT100

3-wire



1xPT100

4-wire

